


GLOUCESTER

LOOKING UP

Activity booklet




A FEW PLACES IN GLOUCESTER TO EXPLORE!

Gloucester Docks, Sharpness Canal
and National Waterways Museum,
Gloucester Cathedral, RobinsWood Hill.

GLOUCESTER

SEARCH AND COLOUR



Find all the items on the list then colour them in.

6 Pigs



5 Fighter planes



1 Roman Helmet



3 Barges



7 Butterflies



A FEW PLACES TO VISIT.

Museum of Gloucester
Gloucester Cathedral
Gloucester Docks
East-gate Viewing Chamber
Greyfriars Priory
St Michael's Tower



GLOUCESTER OWES ITS NAME TO MANY CENTURIES OF ROMAN OCCUPATION.

DID YOU KNOW?

"Glevum" (the Roman name for Gloucester) was founded by the Roman emperor Nerva.




GLOUCESTER CATHEDRAL

Gloucester Cathedral is famous for its high tower, medieval stained glass and vaulted cloisters. You might spot the 225 foot high central tower which is visible all across the city centre



Colour in the beautiful cathedral, use this little illustration as a guide if you like.



IF YOU STEP INSIDE
GLOUCESTER
CATHEDRAL YOU
WILL COME ACROSS
THE AMAZING
CLOISTERS.

Gloucester's great Cloister is famous for its magnificent fan vaulting.

DID YOU KNOW?

Some of the filming for the HARRY POTTER films took place in Gloucester Cathedral. If you visit the cathedral, see if you can spot some of the Harry Potter filming locations!

Can you unscramble the letters to work out this famous spell from Harry Potter.

U L M S O

Unscramble these letters to find out who used to live in the cloisters.

O N K M S



Gloucester
History Festival

Illustrated by Rachael and Philippa Corcutt

STAINED GLASS WINDOW SYMMETRY

Carefully copy the
design onto the
space opposite.
Then colour it in
using you favourite
colours.



DID YOU KNOW?

The Great East Stained Glass Window in Gloucestershire Cathedral measures 22 metres in height and 12 metres in width and was the largest of its kind in the 1350's.

GLOUCESTER WATERWAYS


GLOUCESTER DOCKS,
SHARPNESS CANAL AND
NATIONAL WATERWAYS
MUSEUM



The National Waterways Museum Gloucester tells the story of the inland Canals in Gloucester.

DID YOU KNOW?

The ship canal in Gloucester was opened in 1827 and was built to allow ships to find a different way around a winding stretch of the river Severn.



CRACK THE CODE To reveal the mystery word!

How to crack the code:

Cross out all the letters D and E and Z

Unscramble the remaining letters

Clue: The word begins with the letter C

Mystery Word:


D	Z	A	E
E	C	D	D
Z	L	A	Z
Z	E	D	N

DID YOU KNOW?

In its heyday during the 18th century Gloucestershire docks would have been very busy with ships - steam ships, barges, narrow-boats and sailing ships. They used to transport things like timber, grain and bulky goods.

GLOUCESTER WATERWAYS

During the 18th Century canal boats were a reliable way of transporting goods.



Boats were designed to carry lots of cargo, including coal, timber and bulky industrial materials.


Draw some cargo on these boats!




There were many types of boats on the canals. Barges were made to go down broad canals, whereas Narrow-boats could go down tight and narrow canals.

Pulleys were used to lift up heavy and bulky materials. Some of these were simply made with a wheel, cord and chain.

Draw some cargo on this Pulley.



Imagine what life would of been like to work on the canals in the 18th century. Why not write a story about life on the canals? You could visit the National Waterways Museum Gloucester to get some inspiration.




GUIDE THE NARROW BOAT THROUGH THE
WATERWAYS TO THE DOCK YARD.

START HERE



HOW MANY DRAGONFLIES CAN YOU
COUNT ON THIS PAGE?
Write your answer in the box.



DOCKS

MAKE A ROMAN HELMET

WHAT YOU NEED:

Card
Coloured card or paper
Scrap paper, patterned paper,
fabric cuttings
String
Beads, buttons, stickers
Glue



DID YOU KNOW?

THE MUSEUM OF
GLOUCESTER TELLS THE
STORY OF THE CITY'S
ORIGINS AS A ROMAN
SETTLEMENT.

Trace the helmet from the template sheet onto a piece of card. You could cut out the template and stick it onto a piece of card if you like. Then carefully cut the helmet out and punch two holes either side of the helmet.

Attach a piece of string either side of the holes. Make sure the helmet fits your face.

Now decorate your helmet. You can colour it in or cut out bits of patterned or coloured paper and stick it onto your helmet. Use beads, buttons and sparkly stickers to make your helmet look really shiny and ornate.

Cut out red strips of card or paper to create the plume on top of the helmet.

NOW YOUR HELMET IS READY TO WEAR.



ROMAN HELMET TEMPLATE SHEET

TRACE OR CAREFULLY CUT OUT AROUND THE HELMET.

Cut out bits of coloured paper and fabric to make beautiful patterns on to your helmet.

A FEW PATTERNS YOU CAN USE ON YOUR HELMET.

Cut out strips of coloured red paper to create the plume at the top of the helmet.

Use a hole-punch to punch a hole either side of the helmet. Then measure out a piece of string and secure each end of the string in the holes. You may have to adjust the length of the string so that the helmet fits securely onto your face.

ROBINSWOOD HILL

ROBINSWOOD HILL HAS BEEN A COUNTRY PARK SINCE 1972. TODAY ROBINSWOOD HILL PROVIDES A BEAUTIFUL ESCAPE INTO THE COUNTRYSIDE.

TICK LIST

A FEW THINGS YOU MIGHT FIND IF YOU VISIT:

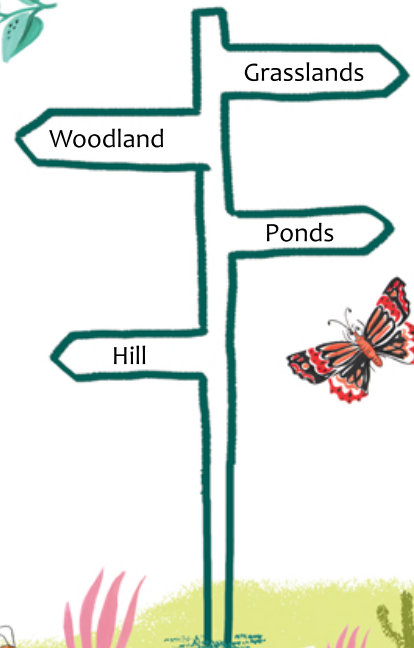
TIMBER SCULPTURES ☐

WILD-FLOWER MEADOWS ☐

TRADITIONAL ORCHARDS ☐

PONDS FULL OF WILDLIFE ☐

OAK AND ASH TREES IN THE WOODLAND ☐



Robinswood Hill is full of wildlife and natural meadows and grasslands. Follow the correct path to help snail get to the grasslands.



Colour me in

DID YOU KNOW?

Robinswood Hill gets its name from the Robins family who grazed sheep here in Elizabethan times.

How many ladybird's can you spot on this page?

A FEW PLACES TO GO
LOOKING FOR INSECTS:

RobinsWood Hill,
Gloucester waterways,
Alney Island,
Your Local Park or
Garden

I SPY BUGS AND INSECTS

SNAIL



RED ADMIRAL BUTTERFLY




MOTH



BEETLE


GRASSHOPPER OR
PREYING MANTIS



DRAGONFLY



LADYBIRD



ANT




BUMBLEBEE



If you find a pond, try to see if you can spot frogs, toads and tadpoles. Look carefully they might be hiding under rocks and plants, but try not to disturb them.



SPIDER



MILLIPEDE

LET'S DRAW!

Use this page to document your adventures. Go to a local parkland, visit the town or a nature reserve and draw what you see.



You can use a sketchbook or note pad to draw in when your out and about.



Why not try sketching in Charcoal, wax crayons, coloured pencils or felt pens.

